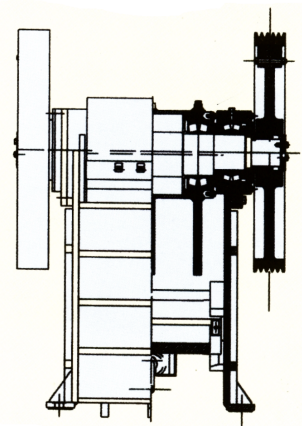
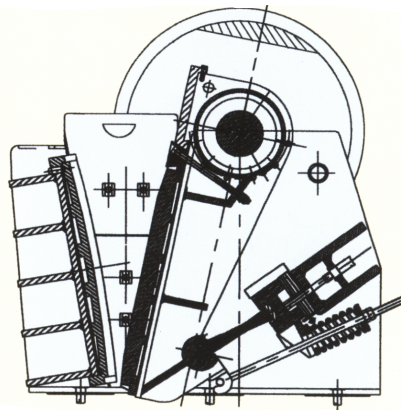



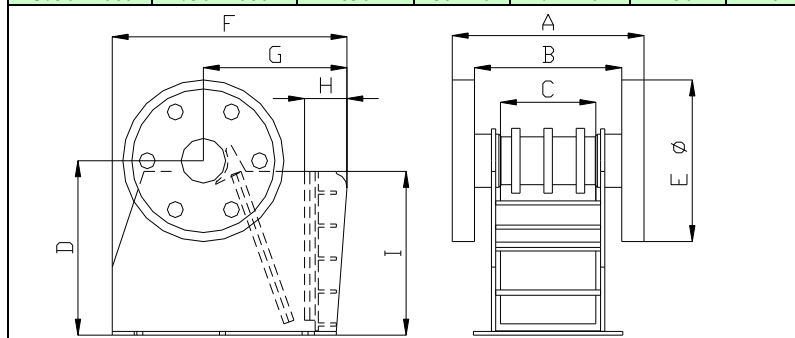
FRANTOI A MASCELLE

YAW CRUSHERS



Caratteristiche Tecniche e Dimensioni

| MODELLO | Apertura bocca di alimentazione [mm] | Pezzatura max di alim. [mm] | Apertura scarico [mm] | Produzione [m³/h] * | Velocità [giri/min] | Potenza [Kw] | Peso [t] | A | B | C | D | E | F | G | H | I |
|-------------|--------------------------------------|-----------------------------|-----------------------|---------------------|---------------------|--------------|----------|------|------|------|------|------|------|------|-----|------|
| FP 60X100 | 60X100 | 45 | 3-10 | 0.2-0.6 | 470 | 1.1 | 0.12 | 338 | 190 | 106 | 244 | 223 | 328 | 177 | 34 | 190 |
| FP 150X250 | 150X250 | 125 | 10-40 | 0.6-3 | 300 | 5.5 | 0.8 | 758 | 528 | 300 | 530 | 640 | 875 | 450 | 140 | 480 |
| FP 250X400 | 250X400 | 210 | 20-60 | 3-13 | 300 | 15 | 2.8 | 1315 | 938 | 554 | 890 | 812 | 1450 | 750 | 220 | 735 |
| FP 250X500 | 250X500 | 210 | 20-80 | 5.7-31 | 300 | 18.5 | 3.25 | 1300 | 972 | 512 | 800 | 812 | 1500 | 808 | 246 | 705 |
| FP 400X600 | 400X600 | 340 | 40-100 | 10-34 | 275 | 30 | 5.1 | 1732 | 1110 | 636 | 1105 | 962 | 1565 | 955 | 255 | 990 |
| FP 430X600 | 430X600 | 400 | 90-140 | 35-60 | 275 | 37 | 5.1 | 1732 | 1110 | 650 | 1150 | 872 | 1725 | 1060 | 255 | 1050 |
| FP 475X1050 | 475X1050 | 400 | 90-140 | 37.5-80 | 275 | 55 | 11.7 | 2184 | 1624 | 1126 | 1230 | 1193 | 1980 | 1100 | 410 | 985 |
| FP 500X750 | 500X750 | 425 | 50-100 | 20-55 | 275 | 55 | 10.3 | 1916 | 1256 | 820 | 1270 | 1200 | 1890 | 1370 | 435 | 1185 |
| FP 600X750 | 600X750 | 500 | 150-200 | 30-75 | 250 | 55 | 12 | 1916 | 1256 | 820 | 1315 | 1200 | 2060 | 1470 | 435 | 1245 |
| FP 600X900 | 600X900 | 500 | 65-160 | 50-100 | 250 | 55-75 | 15.5 | 1840 | 1400 | 960 | 1540 | 1515 | 2305 | 1590 | 390 | 1505 |
| FP 670X900 | 670X900 | 520 | 195/245 | 66-83 | 250 | 55-75 | 14.8 | 1876 | 1310 | 960 | 1580 | 1515 | 2340 | 1730 | 500 | 1475 |
| FP 750X1060 | 750X1060 | 630 | 80-140 | 72-130 | 250 | 110 | 28 | 2472 | 1820 | 1060 | 2010 | 1660 | 2450 | 1850 | 530 | 1980 |
| FP 800X1060 | 800X1060 | 640 | 100-200 | 85-143 | 250 | 110 | 30 | 2556 | 1780 | 1060 | 1970 | 1660 | 2610 | 2010 | 585 | 1840 |
| FP 900X1060 | 900X1060 | 685 | 230-290 | 100-250 | 250 | 110 | 31 | 2556 | 1780 | 1060 | 1970 | 1660 | 2690 | 2060 | 585 | 1840 |
| FP 900X1200 | 900X1200 | 750 | 95-165 | 87-164 | 200 | 110 | 50 | 3182 | 1976 | 1200 | 2125 | 1800 | 3335 | 2155 | 830 | 2530 |
| FP1000X1200 | 1000X1200 | 850 | 195-265 | 197-214 | 200 | 110 | 51 | 3182 | 1976 | 1200 | 2125 | 1800 | 3435 | 2255 | 830 | 2530 |
| FP1200X1500 | 1200X1500 | 1020 | 150-300 | 250-500 | 180 | 160 | 100 | 3732 | 1780 | 1620 | 2700 | 2285 | 4200 | 2940 | 970 | 3480 |
| FG-100X600 | 100X600 | 80 | 7-21 | 2-8 | 330 | 7.5 | 0.9 | 1660 | 1400 | 620 | 390 | 410 | 1230 | 410 | 155 | 345 |
| FG-150X750 | 150X750 | 120 | 18-48 | 5-16 | 320 | 15 | 3.5 | 1658 | 1236 | 790 | 625 | 800 | 1380 | 740 | 337 | 500 |
| FG-200X1000 | 200X1000 | 160 | 20-55 | 7-24 | 330 | 22 | 6.5 | 1992 | 1500 | 1020 | 930 | 900 | 1530 | 855 | 330 | 850 |
| FG-250X750 | 250X750 | 210 | 25-60 | 8-22 | 330 | 22 | 4.9 | 1667 | 1250 | 770 | 930 | 800 | 1545 | 855 | 305 | 850 |
| FG-250X1000 | 250X1000 | 210 | 25-60 | 10-32 | 330 | 30-37 | 6.5 | 1992 | 1500 | 1010 | 930 | 900 | 1530 | 905 | 330 | 850 |
| FG-250X1200 | 250X1200 | 210 | 25-60 | 13-38 | 330 | 37 | 7.7 | 2192 | 1700 | 1220 | 930 | 1000 | 1900 | 965 | 365 | 850 |
| FG-300X1300 | 300X1300 | 250 | 20-90 | 10-65 | 300 | 75 | 11 | 2320 | 1840 | 1320 | 1110 | 1228 | 1750 | 1170 | 430 | 930 |
| FC 430X650 | 430X650 | 380 | 40-100 | 25-75 | 275 | 45 | 5.1 | 1640 | 1040 | 630 | 1230 | 962 | 1492 | 1022 | 306 | 1190 |
| FC 500X900 | 500X900 | 430 | 50-100 | 31-69 | 275 | 55 | 10 | 1854 | 1284 | 868 | 1335 | 1183 | 2045 | 1315 | 440 | 1235 |
| FC 600X900 | 600X900 | 500 | 70-130 | 53-106 | 250 | 75 | 13 | 1912 | 1392 | 886 | 1650 | 1515 | 2235 | 1375 | 390 | 1550 |
| FC750X1060 | 750X1060 | 650 | 80-140 | 72-140 | 250 | 110 | 24.2 | 2200 | 1660 | 1002 | 1935 | 1660 | 2730 | 1805 | 552 | 1885 |



* Valori variabili in base alle caratteristiche del materiale trattato.

SERIE FP: Frantoi a mascelle Primari
 SERIE FG: Frantoi a mascelle Granulatori
 SERIE FC: Frantoi a mascelle da Carro

Le caratteristiche e dimensioni non sono impegnative, la CIMA si riserva in qualsiasi momento di modificarle a propria discrezione e senza preavviso alla Spett.le clientela